

Blackboard Ultra Newsletter

Volume 4

Blackboard Ultra Updates

The Fall semester is winding down. We have about a month left until finals, and Thanksgiving break is right around the corner. A big “Thank You!” to everyone for powering through all the changes in Blackboard. From navigating new technologies and updating course materials to fostering connection and engagement among students, your hard work shines through in every class and interaction.


As we look forward to a well-deserved break, we hope you’ll take pride in all you’ve accomplished. Thank you for your dedication to student success and for making each step of this journey meaningful. We’re here to support you as you close out the semester and transition to new opportunities in the next one! Winter Intersession is coming soon with a couple of minor changes to Bb courses. Be on the look out for news about that.


NEW FEATURE ALERT! – AI Conversation Role Play

A new feature is now available in Bb Ultra courses. There is now another option under the AI Conversation assignment – Role Play.

STEP 1 OF 3: Conversation Type ^

Select the type of conversation your students will engage in.

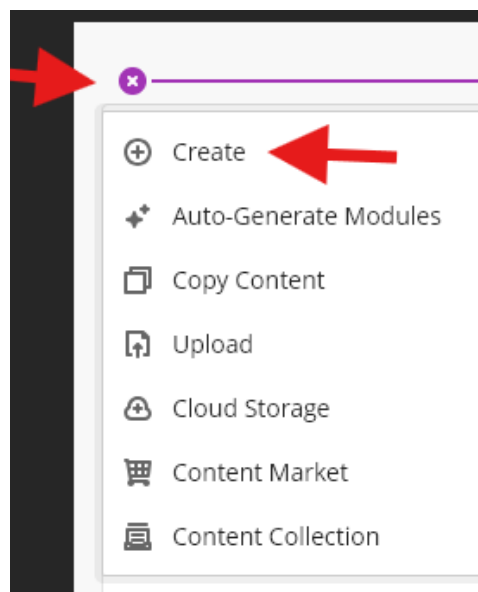

Socratic Questioning
Encourage students to think critically through continuous questioning.


Role Play
Allow students to play out a scenario with the AI persona.

STEP 2 OF 3: Student Instructions Next

STEP 3 OF 3: AI Persona

This assignment is created like other assignment types. Click one of the little plus signs and then Create:



And then scroll down and click on AI Conversation:

Participation and Engagement



Cloud Collaboration



Discussion



Journal



AI Conversation

You can define the scenario for the student and then create the AI persona. It is like all other assignments where you will need to set due dates, visibility, grading...etc. This can be a fun engaging assignment for your students.


I have had fun testing this feature.

There was an update with Qwickly Attendance and a new placement was added for accessing Qwickly. You can now launch the Qwickly Attendance module right from the Details & Actions menu:


Details & Actions

 Roster


[View everyone in your course](#)

 Progress Tracking

[Turn on](#)

 Course Image


[Edit display settings](#)

 Course is open

[Students can access this course](#)

 Books & Tools

[View course & institution tools](#)

 Question Banks

[Manage banks](#)

 Qwickly Attendance

[Launch](#)

Hopefully this will be beneficial for all faculty using this service.

To keep abreast of all the changes coming, please check out the Bb release notes page –

https://help.blackboard.com/Learn/Administrator/SaaS/Release_Notes

Pro Tip!

Join the Blackboard Idea Exchange – https://anthology-teachingandlearning.ideas.aha.io/portal_session/new

Submit Ideas – Users can post suggestions for specific tools, functionalities, or improvements. This could range from interface adjustments to entirely new features.

Vote and Comment – Other community members can upvote ideas they find valuable, and comments allow for additional feedback or refinements to the suggestion. The popularity of an idea helps signal its importance to Blackboard’s development team.

Feedback from Blackboard – Blackboard’s team reviews top-voted ideas and provides periodic updates on whether the suggestions are under review, planned for development, or completed. This transparency helps users stay informed about which ideas are being prioritized.

Feeling overwhelmed? Get Campus Support-ed!

The Campus Support Center is always available to assist with your Blackboard course needs. From assistance with copying your old course into your new course to all of your “how to” needs, please contact the Campus Support Center. You can email them at **campussupport@atu.edu** or call them directly at **479-968-0646**. You may also submit a request online at <https://support.atu.edu/support/home>